


# APEX Outdoor Unit (ODU) Quick Reference Card



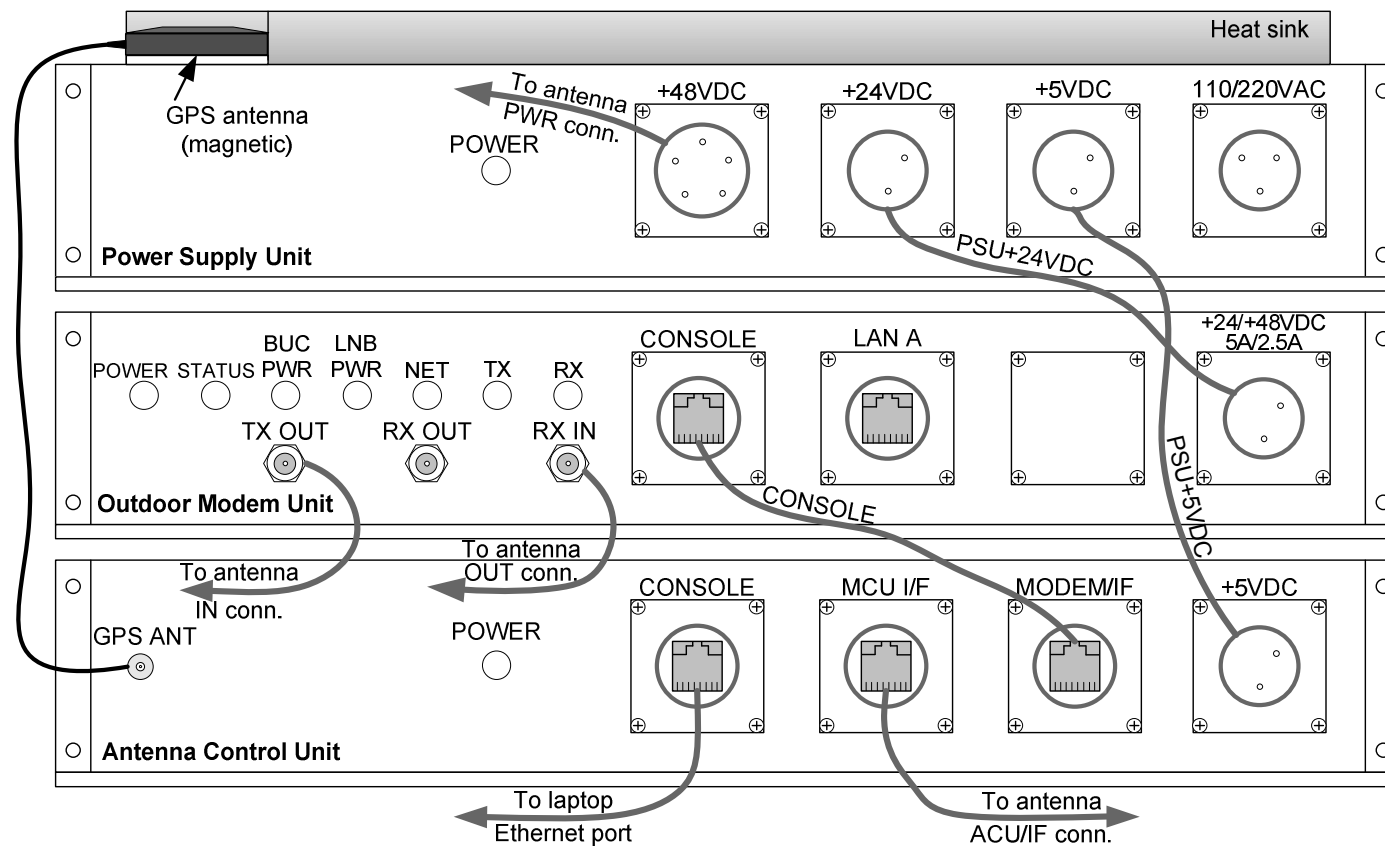
## Deploying the ODU

**1** Connect Inter-Facility Link (IFL) cables to Summit Antenna pedestal

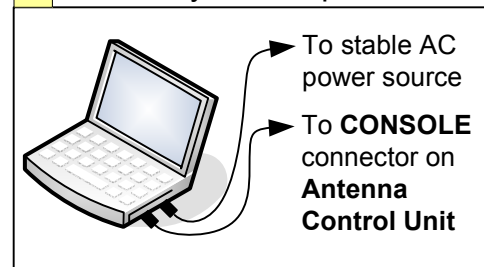


OMU = Outdoor Modem Unit

**2** Connect IFL cables to Outdoor Unit; connect 3 short cables between units; connect GPS antenna

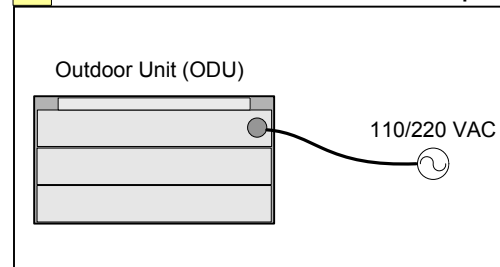


**3** Connect your computer



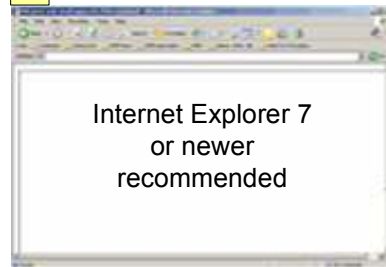
User-supplied computer, power cable, and Ethernet cable

**4** Connect ODU to stable AC power



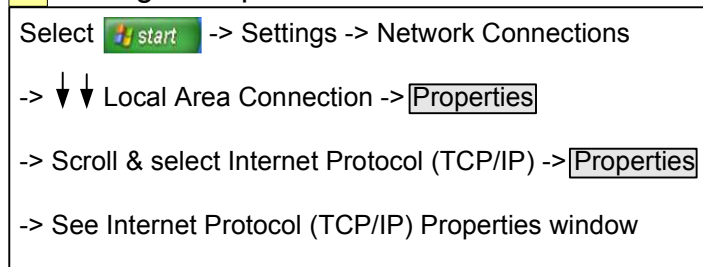
User-supplied power cable

**5** Start computer and web browser



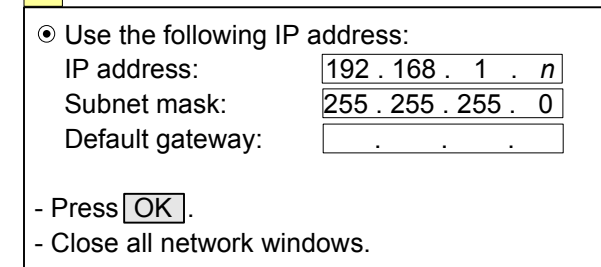
Wait until ODU has booted

**6** Change computer's network address



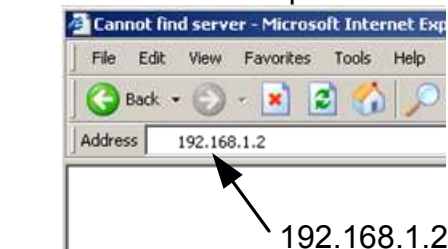
↓ ↓ = double click

**7** Enter the IP address and Subnet mask



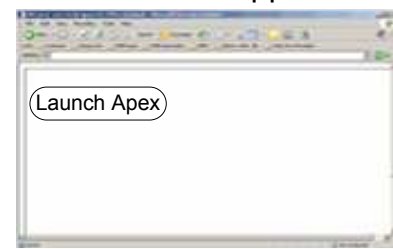
Suggested IP address and Subnet mask;  
 For IP address, "n" can be 3 to 254

**8** Enter IP address of internal web server and press Enter

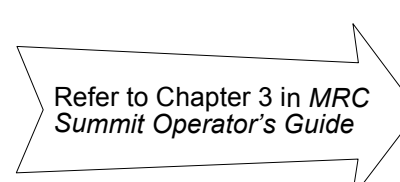


192.168.1.2

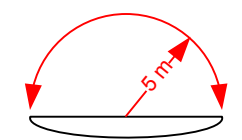
**9** Press **Launch Apex** to start web application



**10** Operate the system



**Hazardous Radiation**



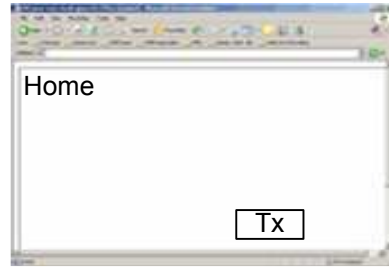
Antenna Reflector

**Warning** Keep behind reflector while operating the system. Minimum safe distance from front is 5 m (16.4 ft.)

# APEX Outdoor Unit (ODU) Quick Reference Card

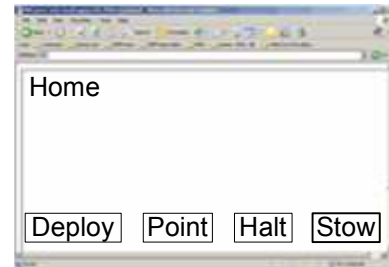
## Stowing the ODU

- 1 Press **Tx** to stop the transmitter



Verify that TX indicator is off (Outdoor Modem Unit)

- 2 Press **Stow** to park the antenna

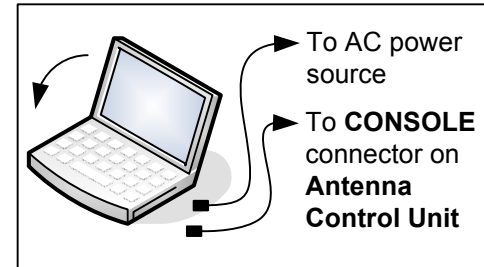


Azimuth must be at 0 degrees. Altitude must be at STOWED marker.

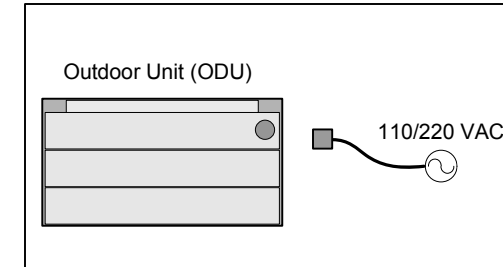
- 3 Close web browser and shut down computer



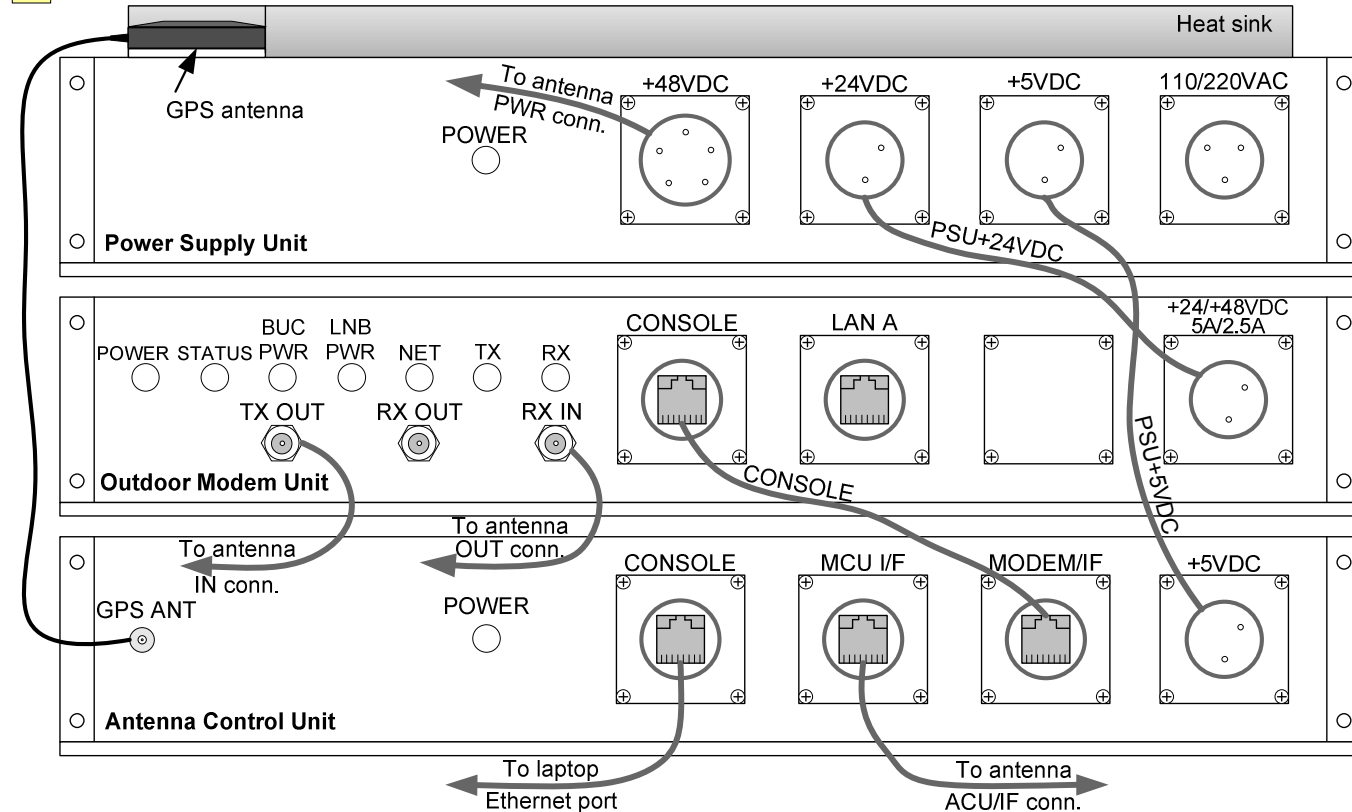
- 4 Disconnect and stow computer




- 5 Disconnect ODU from AC power



- 6 Disconnect all cables from ODU; stow the 3 short cables; disconnect GPS antenna

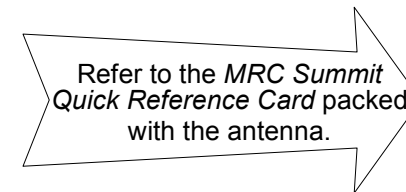


- 7 Disconnect and stow IFL cables from Summit Antenna pedestal



OMU = Outdoor Modem Unit

- 8 Stow the Summit Antenna



## Calling for Service

**Business Hours: Monday – Friday**  
8:00 AM - 7:00PM Eastern Time (US)  
(0800 - 1900 hrs US ET)

**Telephone:** 800.490.5700 (Press 4)  
+1.978.671.5700 (Press 4)

**After Hours, Weekends, and Holidays:**

**Telephone:** +1.978.671.5929

**E-mail:** [technicalsupport@mrcbroadcast.com](mailto:technicalsupport@mrcbroadcast.com)

© 2008 Microwave Radio Communications



VISLINK GROUP